

Product Information

FILUDOIN - Ludo Insert

BS EN 1176 - Designed to British & European Standards




MATERIALS

Panel - Two Colour  High Density Polyethylene (HDPE)

SUPPLY METHOD

Insert - Fully assembled

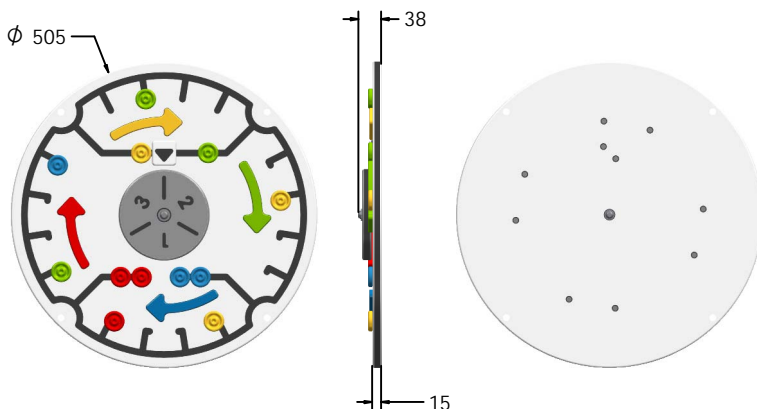
FEATURES

-  **ROTATE** - Spinning dice disc
-  **SLIDERS** - Sliding counters
-  **SOCIAL** - Group game/activity

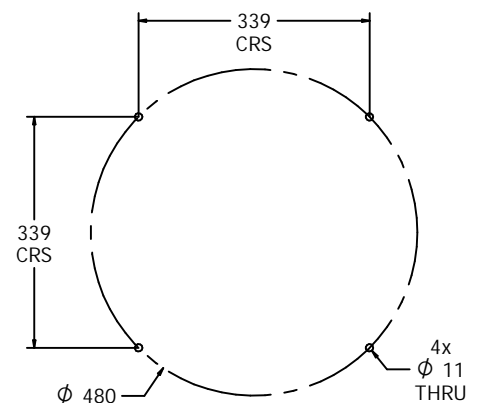


Insert can easily attach to your own panel

DIMENSIONS



Host panel fixing detail



CAD available on request

TECHNICAL

Age Range: 2+ Years
Largest Part: FILUDOIN - ϕ 505 x 38mm
Total Weight: FILUDOIN - 2.8kg Approx.
Surfacing: N/A

IMPORTANT: you must specify the colour option you require at the time of order if it is different from the colour listed/shown above, requirements are subject to availability at the time of order