

Product Information

FICWKICIN - Colour Wheel Kaleidoscope Circular Insert

BS EN 1176 - Designed to British & European Standards

MATERIALS


Panel - Two Colour  gh Density Polyethylene (HDPE)


SUPPLY METHOD


Insert - Fully assembled

Windows - Shatterproof Polycarbonat

FEATURES

 **ROTATE** - 360° Rotating colour wheel

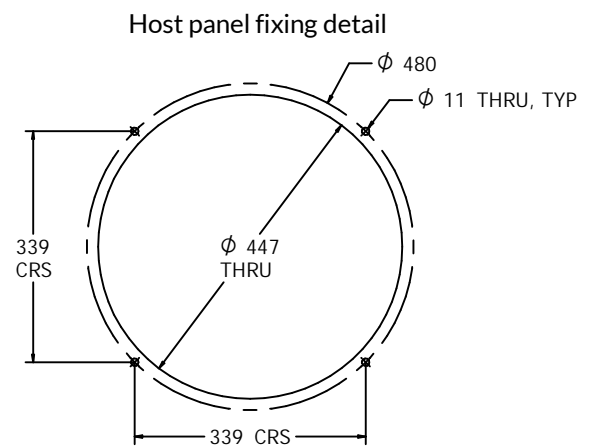
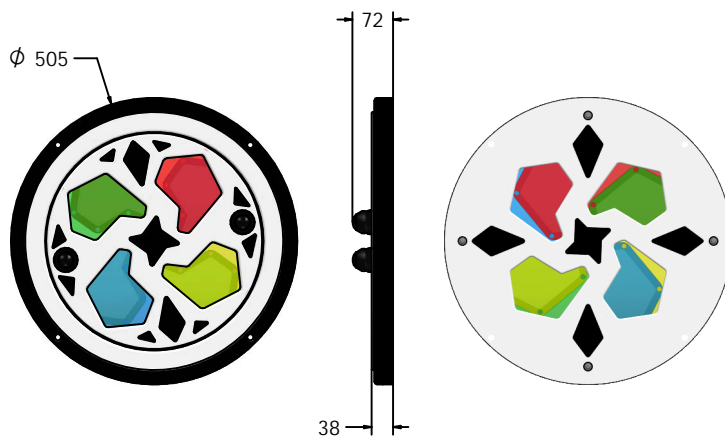
 **VISUAL** - High contrast to aid the visually impaired



Insert can easily attach
to your own panel



DIMENSIONS



CAD available on request

TECHNICAL

Age Range: 2+ Years
Largest Part: FICWKICIN - $\phi 505 \times 72\text{mm}$
Total Weight: FICWKICIN - 5.6 Kg
Surfacing: N/A

IMPORTANT: you must specify the colour option you require at the time of order if it is different from the colour listed/shown above, requirements are subject to availability at the time of order