

Product Information

Farm Animals Backless Bench - 1000mm or 1600mm

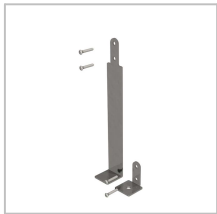
BS EN 1176 - Designed to British & European Standards

MATERIALS

Panel - Two Colour High Density Polyethylene (HDPE)

SUPPLY METHOD

Insert - Flat-Packed or Fully-Assembled (Additional Cost)




Surface or below ground fixing brackets available as an additional extra


FIVEFMBEN1-HOR-SHE - 1000mm Farm Themed Bench




Pig Bench End - PIG



Sheep Bench End - SHE



Horse Bench End - HOR

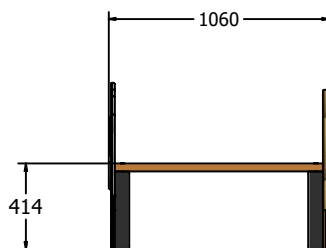


Cow Bench End - COW

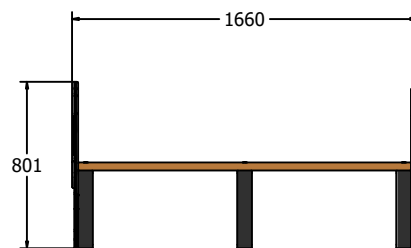


FIVEFMBEN16-HOR-SHE
1600mm Farm Themed Bench

DIMENSIONS



1000mm Bench



1600mm Bench

TECHNICAL

Farm Themed Backless Bench - 1000mm

Age Range: 2+ Years
Largest Part: Bench Blank - 140 x 38 x 1000mm
Heaviest Part: Bench Blank - 5.3kg Approx.
Total Weight: 31kg Approx.
Surfacing: N/A

Farm Themed Backless Bench - 1600mm

Age Range: 2+ Years
Largest Part: Bench Plank - 140 x 38 x 1600mm
Heaviest Part: Bench Plank - 8.5kg
Total Weight: 41kg Approx.
Surfacing: N/A

IMPORTANT: you must specify the colour option you require at the time of order if it is different from the colour listed/shown above, requirements are subject to availability at the time of order